

# Varied Fluency

## Step 2: Equivalent Fractions 1

### National Curriculum Objectives:

Mathematics Year 4: (4F2) [Recognise and show, using diagrams, families of common equivalent fractions](#)

### Differentiation:

**Developing** Questions to support comparing fractions and identifying equivalent fractions. Includes doubling the starting fraction. Using pictorial support.

**Expected** Questions to support comparing fractions and identifying equivalent fractions. Includes denominators that are direct multiples of the starting fraction. Using pictorial support.

**Greater Depth** Questions to support comparing fractions and identifying equivalent fractions. Includes denominators that share a common factor. Using some pictorial support.

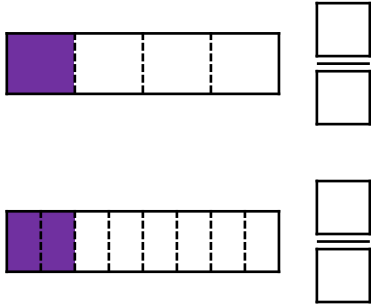
More [Year 4 Fraction](#) resources.

Did you like this resource? Don't forget to [review](#) it on our website.

# Equivalent Fractions 1

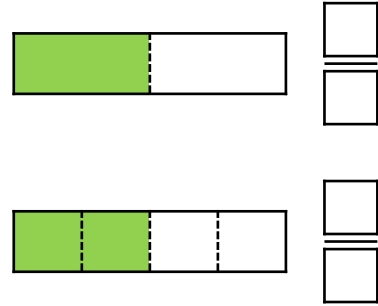
# Equivalent Fractions 1

1a. Write the fraction shaded in the images below.



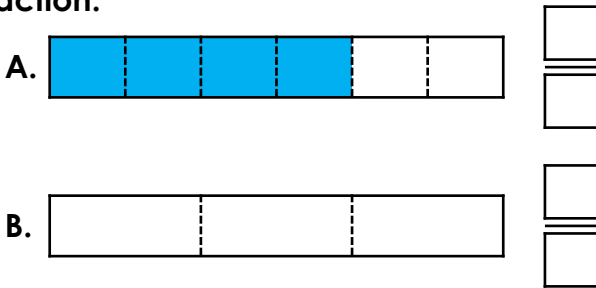
VF

1b. Write the fraction shaded in the images below.



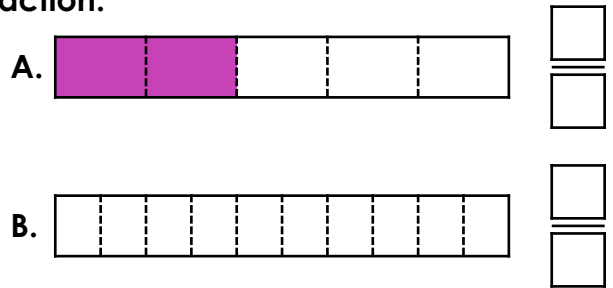
VF

2a. Write the fraction shown in image A. Use image B to find the equivalent fraction.



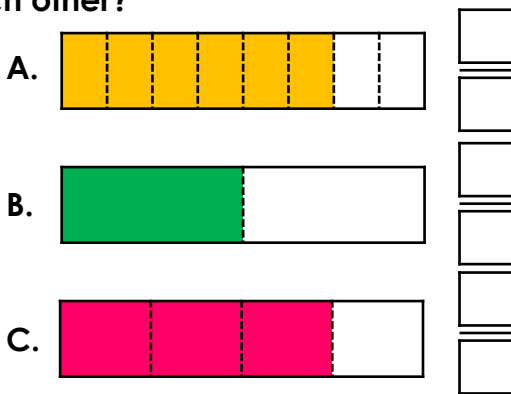
VF

2b. Write the fraction shown in image A. Use image B to find the equivalent fraction.



VF

3a. Which two fractions are equivalent to each other?



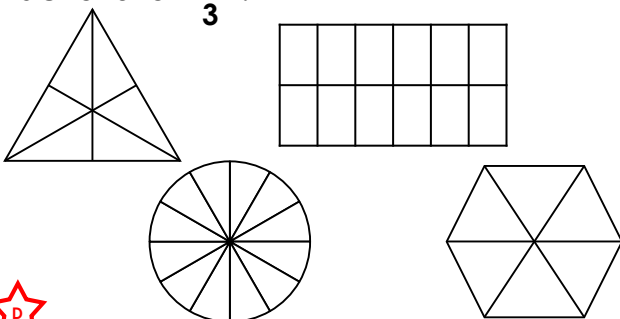
VF

3b. Which two fractions are equivalent to each other?



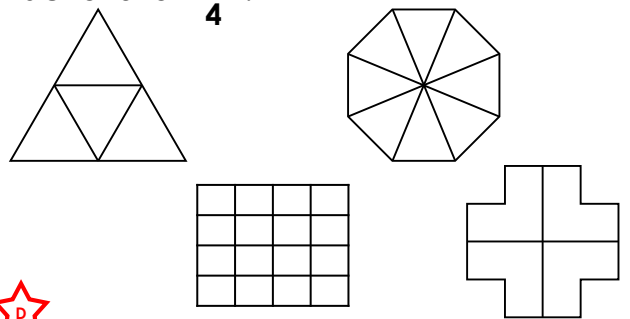
VF

4a. Shade the shapes to find equivalent fractions for  $\frac{1}{3}$ .



VF

4b. Shade the shapes to find equivalent fractions for  $\frac{1}{4}$ .

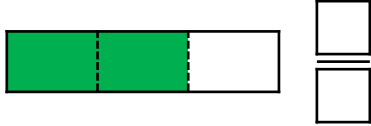


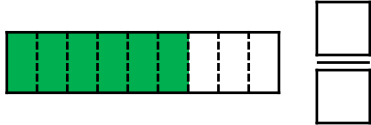
VF

# Equivalent Fractions 1

# Equivalent Fractions 1

5a. Write the fraction shaded in the images below.

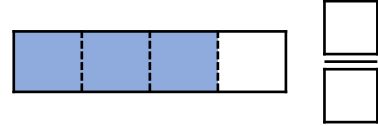

  

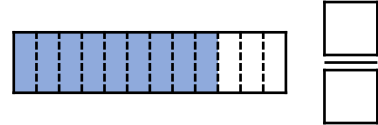

  



VF

5b. Write the fraction shaded in the images below.

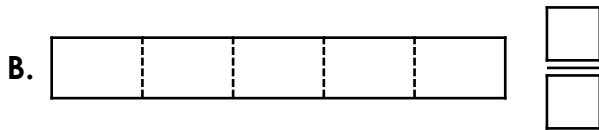
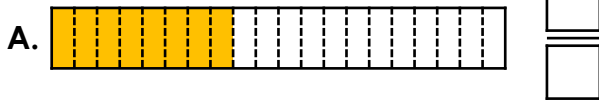

  



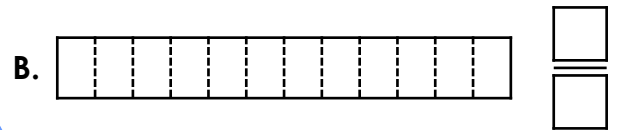
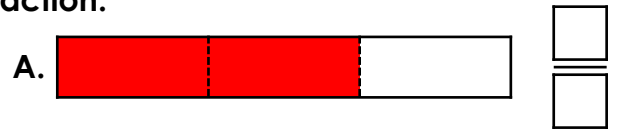
VF

6a. Write the fraction shown in image A. Use image B to find the equivalent fraction.



VF

6b. Write the fraction shown in image A. Use image B to find the equivalent fraction.



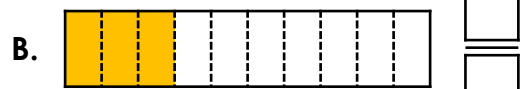
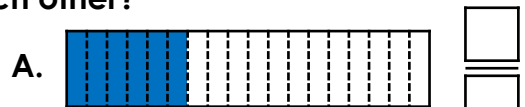
VF

7a. Which two fractions are equivalent to each other?



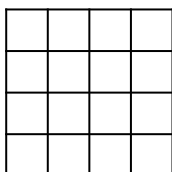
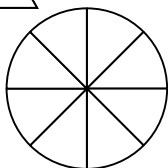
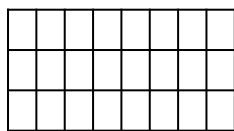

VF

7b. Which two fractions are equivalent to each other?



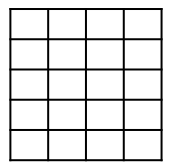
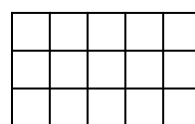
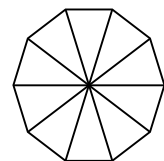
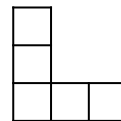
VF

8a. Shade the shapes to find equivalent fractions for  $\frac{3}{4}$ .



VF

8b. Shade the shapes to find equivalent fractions for  $\frac{3}{5}$ .



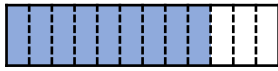
VF

# Equivalent Fractions 1

# Equivalent Fractions 1

9a. Write the fraction shaded in the images below.



VF

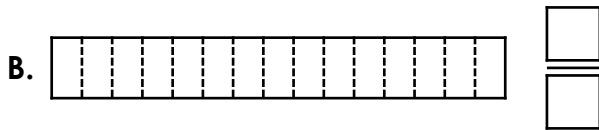
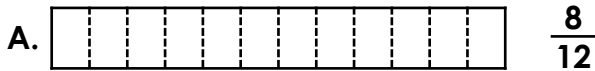
9b. Write the fraction shaded in the images below.



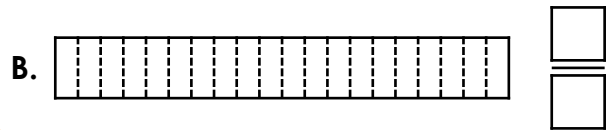
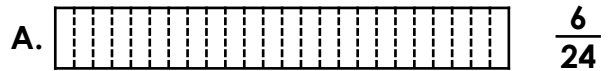
VF

10a. Shade the fraction shown in image A. Use image B to find the equivalent fraction.



VF

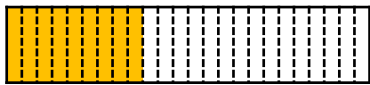
10b. Shade the fraction shown in image A. Use image B to find the equivalent fraction.



VF

11a. Which two fractions are equivalent to each other?

A.  $\frac{4}{8}$



C.  $\frac{6}{16}$



VF

11b. Which two fractions are equivalent to each other?

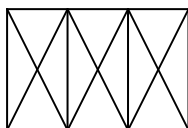
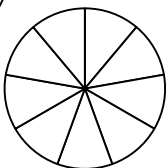
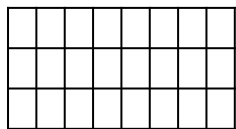
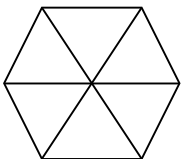
A.  $\frac{2}{3}$




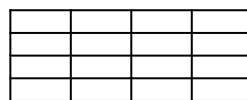
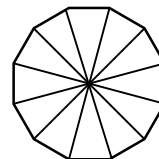
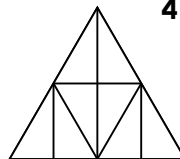
VF

12a. Shade the shapes to find equivalent fractions for  $\frac{2}{3}$ .



VF

12b. Shade the shapes to find equivalent fractions for  $\frac{3}{4}$ .



VF

## Varied Fluency Equivalent Fractions 1

### Developing

1a.  $\frac{1}{4}$  and  $\frac{2}{8}$

2a. A.  $\frac{4}{6}$ ; B.  $\frac{2}{3}$

3a. A.  $\frac{6}{8}$  and C.  $\frac{3}{4}$  are equivalent; B.  $\frac{1}{2}$

is not equivalent.

4a.  $\frac{2}{6}$  of triangle;  $\frac{4}{12}$  of rectangle;  
 $\frac{4}{12}$  of circle;  $\frac{2}{6}$  of hexagon

### Expected

5a.  $\frac{2}{3}$  and  $\frac{6}{9}$

6a. A.  $\frac{8}{20}$ ; B.  $\frac{2}{5}$

7a. A.  $\frac{1}{2}$  and B.  $\frac{4}{8}$  are equivalent; C.  $\frac{5}{8}$

is not equivalent.

8a.  $\frac{3}{4}$  of triangle;  $\frac{18}{24}$  of rectangle;  
 $\frac{6}{8}$  of circle;  $\frac{12}{16}$  of square

### Greater Depth

9a.  $\frac{3}{4}$ ,  $\frac{6}{8}$  and  $\frac{9}{12}$

10a. A. 8 parts shaded; B.  $\frac{10}{15}$

11a. B.  $\frac{9}{24}$  and C.  $\frac{6}{16}$  are equivalent; C.  $\frac{4}{8}$

is not equivalent.

12a.  $\frac{4}{6}$  of hexagon;  $\frac{16}{24}$  of rectangle;  
 $\frac{8}{12}$  of circle;  $\frac{8}{12}$  of rectangle

## Varied Fluency Equivalent Fractions 1

### Developing

1b.  $\frac{1}{2}$  and  $\frac{2}{4}$

2b. A.  $\frac{2}{5}$ ; B.  $\frac{4}{10}$

3b. B.  $\frac{1}{6}$  and C.  $\frac{2}{12}$  are equivalent; A.  $\frac{1}{3}$

is not equivalent.

4b.  $\frac{1}{4}$  of triangle;  $\frac{2}{8}$  of octagon;  
 $\frac{4}{16}$  of rectangle;  $\frac{1}{4}$  of cross

### Expected

5b.  $\frac{3}{4}$  and  $\frac{9}{12}$

6b. A.  $\frac{2}{3}$ ; B.  $\frac{8}{12}$

7b. A.  $\frac{6}{18}$  and C.  $\frac{2}{6}$  are equivalent; B.  $\frac{3}{10}$

is not equivalent.

8b.  $\frac{3}{5}$  of L-shape;  $\frac{6}{10}$  of decagon;  
 $\frac{9}{15}$  of rectangle;  $\frac{15}{20}$  of rectangle

### Greater Depth

9b.  $\frac{2}{3}$ ,  $\frac{4}{6}$  and  $\frac{6}{9}$

10b. A. 6 parts shaded; B.  $\frac{5}{20}$

11b. A.  $\frac{2}{3}$  and C.  $\frac{12}{18}$  are equivalent; B.  $\frac{11}{15}$

is not equivalent.

12b.  $\frac{6}{8}$  of triangle;  $\frac{9}{12}$  of dodecagon;  
 $\frac{12}{16}$  of rectangle;  $\frac{18}{24}$  of square