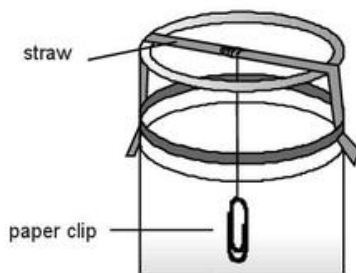



## ACTIVITY SHEET

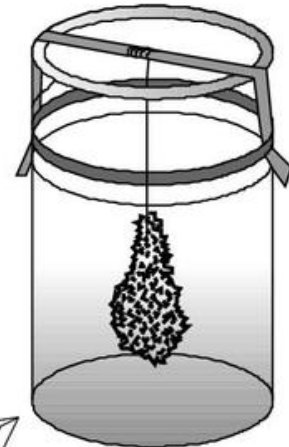
# GROWING CRYSTALS

1. Fill a jar with warm water from a kettle.
2. Add several teaspoons of salt to the water and stir until all the salt has dissolved.
3. Add several more teaspoons and stir. Repeat this until no more salt will dissolve.



4. Tie a paper clip onto the end of a piece of cotton and wrap the cotton around a straw. Bend down the ends of the straw and secure over the jar with an elastic band as shown in the diagram.

5. Put your growing crystal solution to one side and look again in a week. You should see crystals growing around the paper clip.
6. After a week, observe your crystal using a magnifying glass. Can you see any of the shapes below?



### IDEAS TO INVESTIGATE

- Find out about the different shapes crystals can be.
- Look at some sugar under a magnifying glass.
- Draw the shape of the crystals.