

Science

Lesson 1

Why do we need to eat?

<u>FOOD GROUP</u>	<u>EXAMPLES (pictures/names)</u>	<u>Other Facts</u>
<u>Fruit and Vegetables</u>		
<u>Dairy</u>		
<u>Starches/ Carbohydrates</u>		
<u>Protein</u>		
<u>Fats and Sugars</u>		

Science

Lesson 2

What is a balanced diet?

Food Pyramid

Fats, Oils and Sweets
Use Sparingly



Milk, Yogurt, and
Cheese Group
2-3 Servings



Meats, Poultry, Fish,
Eggs, & Nuts Group
2-3 Servings


Vegetables Group
3-5 Servings



Fruits Group
2-4 Servings

Bread, Cereal,
Rice,
and Pasta Group
6-11 Servings

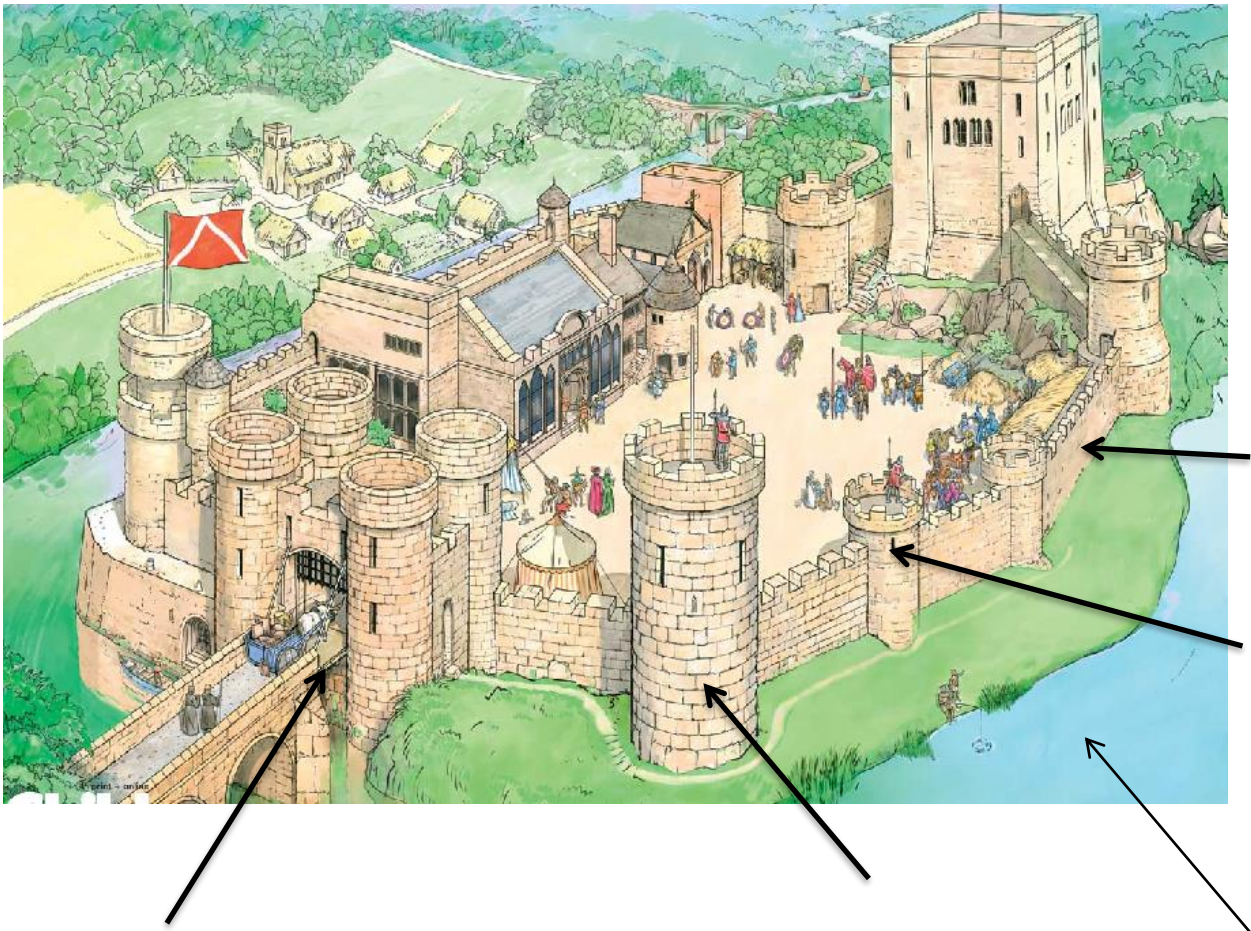




History

Lesson 1

What is a castle?



Word bank:


Wall

Drawbridge

Moat

Tower

Arrow slit



Wall

Drawbridge

Moat

Tower

Keep

Portcullis

Crenulations

Arrow slit

WALT: compare types of castles.

Draw and label two types of castle

Motte and Bailey castle	Stone wall castle

Describe the features of each castle

Motte and Bailey castle	Stone wall castle
<ul style="list-style-type: none">• _____ _____• _____ _____• _____ _____	<ul style="list-style-type: none">• _____ _____• _____ _____• _____ _____

Challenge - Describe the similarities and differences of each castle

Similarities	Differences
<ul style="list-style-type: none">• _____ _____• _____ _____ _____ _____	<ul style="list-style-type: none">• _____ _____• _____ _____ _____ _____

Can you describe 2 more types of castle using the fact sheet?

ICT

Purple Mash

Click on the 2Do link

The screenshot shows the Purple Mash website interface. At the top, there is a navigation bar with the Purple Mash logo and several menu items: Home, 2Do, Work, Data, Sharing, Teachers, Admin, Help, and Alerts. An arrow points from the text 'Click on the 2Do link' to the '2Do' menu item. Below the navigation bar is a search bar and an 'Add filter' button. The main content area is divided into two columns. The left column contains a grid of category tiles: Tools, Games, Mini Mash, Serial Mash, English, Mathematics, Science, Computing, Art, and Topics. The right column contains a 'Featured:' section with three sub-sections: 'Training Platform', 'Remote Learning', and 'Weekly Activities'. The 'Remote Learning' section includes a sub-section for 'School Closure and Remote Learning'. The Windows taskbar is visible at the bottom of the screen, showing the search bar and several application icons.